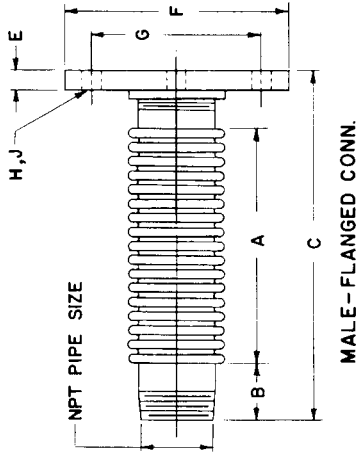
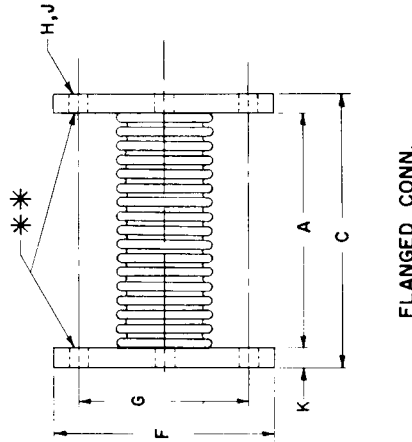


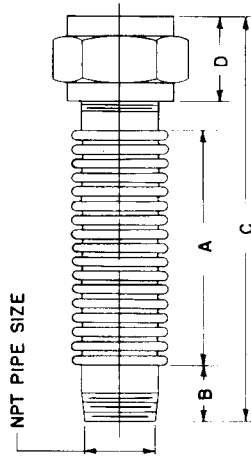
FLEXIBLE PIPE NIPPLES



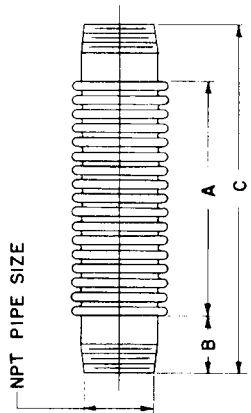
MALE-FLANGED CONN.



FLANGED CONN.



MALE-UNION CONN.



MALE CONN.

NPT PIPE SIZE	BELLows LENGTH		OVERALL		UNION LENGTH	FLANGE			NO. OF BOLTS	BOLT SIZE	FLANGE THK
	A*	B	MALE	MALE-UNION		TKK	DIA.	CIRCLE			
1/2	3 1/2	1 1/2	6 1/2	7 7/8	1 3/16	E	F	G	H	J	K
3/4	4 1/4	1 1/2	7 1/4	8 3/4	2	E	F	G	H	J	K
1	4 3/8	1 1/2	7 3/8	9 3/16	2 3/16	E	F	G	H	J	K
1 1/4	4 3/4	2	8 3/4	10 3/8	2 1/2	E	F	G	H	J	K
1 1/2	5 1/4	2	9 1/4	11 1/4	2 5/8	E	F	G	H	J	K
2	5 1/2	2 1/2	10 1/2	12 3/16	3 1/16	E	F	G	H	J	K
2 1/2	6 1/2	2 1/2	11 1/2	14 1/8	3 3/16	E	F	G	H	J	K
3	8	2 1/2	13	15 7/8	3 7/8	E	F	G	H	J	K
4	9	3	15	19 1/8	5 1/4	E	F	G	H	J	K
5	12	3	18	18 3/16	5 1/2	E	F	G	H	J	K
6	14	3	20	20 1/4	5 1/2	E	F	G	H	J	K

* BELLOWS LENGTH BASED ON 1/4" LATERAL DEFLECTION

* * HOLES ON FLANGED CONN. MUST BE IN LINE.

GX3352
(NOT TO SCALE)