


TAS, AKT..TAS

CE Thermal equipment trip TAS Manual valve with thermal equipment trip AKT..TAS

- Isolate the gas pipeline in the event of a fire
- High thermal capacity
- AKT..TAS: two fittings in one housing
- EC type-tested and certified

Application

TAS: the thermal equipment trip shuts off pipelines safely up to 650°C.



TAS

AKT..TAS

AKT..TAS: the space-saving combination of a manual valve and a thermally tripping shut-off valve offers two functions in a single housing.


Thermal equipment trips can be used in industrial and commercial installations, upstream of gas inlet systems, at gas cooker points, instantaneous water heaters and gas boilers. In the event of fire, they isolate the gas pipeline and provide long-term protection against the uncontrolled escape of gas and a potential explosion. Valves AKT..TAS and TAS can be used pursuant to the German Firing System Directive and TRGI (DVGW Code of Practice G 600).

TAS


Automatically closing safety device

AKT..TAS


Manual valve for manual shut-off, for gas, with automatically closing safety device



Thermal equipment trip TAS 15 – 25..M for biologically produced methane




Thermal equipment trip TAS 32 – 50IA, internal and external threads



Thermal equipment trip TAS 32 – 200FF, flanged connection



Manual valve with thermal equipment trip AKT..TAS, internal thread



Manual valve with thermal equipment trip AKT 25 – 150F50TAS, flanged connection

Examples of application


When a thermal equipment trip TAS or a manual valve with thermal equipment trip AKT..TAS (pursuant to TRGI) is installed, the gas safety system features enhanced fire protection.

If the ambient temperature increases to more than 95°C in the gas pressure control (and measurement) system, the thermal equipment trip TAS trips and shuts off the gas supply safely.


In the application kitchen safety equipment with AKT..R10TAS/AKT..R40TAS and main gas shut-off device with AKT..F50TAS, the gas supply can be shut off manually at the inlet, in addition to the thermally tripping shut-off.

Reference standards


TRGI paragraph 5.1, "... fittings ... and measuring devices must be tight and designed in such a way that they do not lead to a risk of explosion in the event of exposure to an external fire."



Gas pressure control (and measurement) system with TAS



Kitchen safety equipment with AKT..R10TAS/AKT..R40TAS



Main gas shut-off device with AKT..F50TAS

Type code for TAS

Code	Description
TAS	Thermal equipment trip
15...200	Nominal size
I	Inlet:
F*	Rp internal thread to ISO 7-1 PN 16 flanged connection to ISO 7005
I	Outlet:
A	Rp internal thread to ISO 7-1
F	R external thread to ISO 7-1 PN 16 flanged connection to ISO 7005
50	Max. inlet pressure $p_{u \max.}$ 5 bar
M	Suitable for biologically produced methane

* If the TAS installation set (available on request) is being used, the thermal equipment trips TAS..F meet the high thermal capacity requirements for inlet pressures of up to a max. of 16 bar.

Type code for AKT..TAS

Code	Description
AKT	Manual valve
15...150	Nominal size
R	Rp internal thread to ISO 7-1
F	PN 16 flanged connection to ISO 7005
10	Max. inlet pressure $p_{u \max.}$ /
50**	Max. operating pressure (GT*) with thermal capacity up to 650°C: 5 bar/1 bar (GT) 5 bar/5 bar (GT)**
TAS	Integrated thermal equipment trip

* Gas temperature resistance = GT

** If the TAS installation set (available on request) is being used, the manual valve with thermal equipment trip AKT..F..TAS meets the high thermal capacity requirements for inlet pressures of up to a max. of 16 bar.

Technical data

Types of gas:

natural gas, town gas and LPG (gaseous). Fuel gases in accordance with DVGW Code of Practice G 260.

Thermally controlled tripping at: 95°C, +/-5°C.

Closing time: 60 s.

Duration of seal (HTR):
minimum 60 minutes at 650°C.

Leakage: 30 l/h (at a test air pressure of 4 bar).

Ambient temperature: -20 to +60°C.

Thermal equipment trip TAS

In acc. with DIN 3586.

Inlet connection:

Rp internal thread to ISO 7-1,
PN 16 flanged connection to ISO 7005.

Outlet connection:

Rp internal thread and R external thread to
ISO 7-1, PN 16 flanged connection to ISO 7005.

Housing: steel, galvanized.

TAS..M

For fuel gases in accordance with DVGW Code of Practice G 262.

Housing: steel, chemically nickel-plated.

Closing taper and closing spring:
corrosion-resistant steel.

Threaded manual valve with thermal equipment trip AKT..R..TAS

MOP 5 (maximum over pressure) to EN 331.

Typ	Max. inlet pressure $p_{u \max.}$ [bar]	Max. operating pressure GT* with thermal capacity up to 650°C [bar]
AKT 15R10TAS, AKT 20R10TAS, AKT 25R10TAS	5	GT1
AKT 32R50TAS, AKT 40R50TAS, AKT 50R50TAS	5	GT5

* Gas temperature resistance = GT

Rp internal thread to ISO 7-1.

AKT..R10TAS

Housing: brass, nickel-plated,
Ball: brass, chromium-plated,
Seal: PTFE (Teflon),
Spindle seal: Viton.

AKT..R50TAS

Manual valve housing: brass, chromium-plated,
TAS housing: steel, galvanized,
Ball: brass, chromium-plated,
Seal: PTFE (Teflon),
Spindle seal: Viton.

Flanged manual valve with thermal equipment trip AKT..F. TAS

PN 16 flanged connection to ISO 7005

Typ	Max. inlet pressure $p_{u \max.}$ [bar]	Max. operating pressure GT* with thermal capacity up to 650°C [bar]
AKT..50TAS	5	GT5

* Gas temperature resistance = GT

When using high temperature resistant screws (up to 650°C pursuant to DIN 267, Part 13), the max. inlet pressure $p_{u \max.}$ and the max. operating pressure GT increase to 16 bar.

Housing: GGG 40,
Ball: Ms58, chromium-plated,
Seal: PTFE (Teflon),
Spindle seal: Viton.

Overall length L pursuant to EN 558-1, line 1.

Maintenance cycles

TAS and AKT..TAS require little servicing. After tripping, the valves have to be replaced.

Technical Information bulletin for this product

www.docuthek.com

Search term:

TAS, AKT..TAS

Contact

www.kromschroeder.com → Process Heat → Sales
Elster GmbH
Strothweg 1 · 49504 Lotte (Büren)
Germany
Tel. +49 541 1214-0
hts.lotte@honeywell.com
www.kromschroeder.com

We reserve the right to make technical modifications in the interests of progress.
Copyright © 2017 Elster GmbH
All rights reserved.

Honeywell
krom
schroder