


Circulation pressure control and relief regulator VAR

Product brochure · GB

2 Edition 10.11



- Circulation pressure control and relief regulator for gaseous media in all types of gas appliances
- High flow rate due to optimal dimensioning
- No purge line required
- Internal bypass



VAR..F



VAR..R



Gas pressure booster

Application

Relief regulator VAR is suitable for maintaining constant pressures in gas appliances or for relieving brief pressure surges in control systems. By using the VAR, inadmissibly high pressures in vessels can be prevented.

Compressors and fans generate different outlet pressures in the case of different capacity demands. These fluctuations can be controlled by discharging a bypass flow from the outlet to the inlet of the compressor unit. Downstream consumers thus dispose of constant pressure over the entire capacity range.

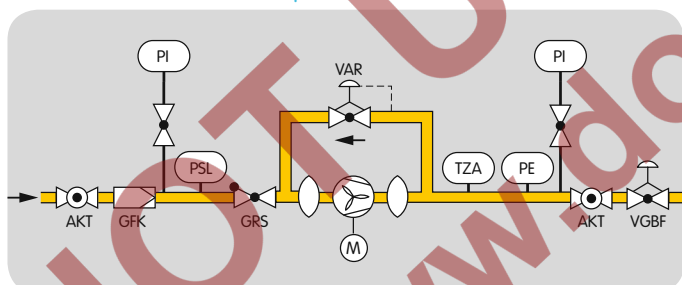
Examples of application

Gas pressure booster

Industrial thermoprocessing equipment or combined heating and power plants in which the supply pressure is too low must be fitted with gas pressure boosters. The speed of the compressor and thereby the change in the outlet pressure or flow rate is controlled by a frequency converter. The frequency-controlled compressor allows a wide control range. The control system includes the safety interlocks (limits) with temperature and pressure monitor

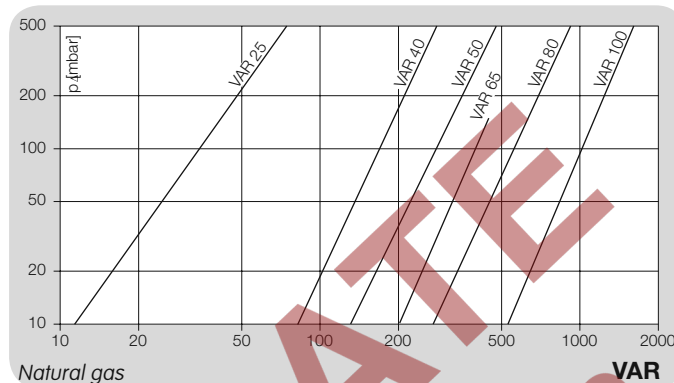
The gas pressure boosters are designed for an operating pressure of up to 1 bar and an output capacity of max. 50 kW in accordance with DVGW Code of Practice G 620.

Gas pressure booster flowchart



If the pressure downstream of the fan is too high, circulation pressure control regulator VAR opens and routes the medium back to the inlet area.

Flow rate



Type code

Code	Description
VAR	Circulation pressure control and relief regulator
25	Nominal size DN 25
40	DN 40
50	DN 50
65	DN 65
80	DN 80
100	DN 100
R	Rp internal thread
F	Flange to ISO 7005
05	p_U max. 500 mbar
-1	Opening pressure p_{as} 10 – 150 mbar
-2	151 – 340 mbar

Technical data

Gas types: town gas, natural gas, LPG (gaseous) and biologically produced methane (max. 0.02 %-by-vol. H_2S). The gas must be dry in all temperature conditions and must not contain condensate.

Inlet pressure p_U max.: 500 mbar.

Ambient temperature: -15 to +60°C.

Internal thread: Rp to ISO 7-1,


Flanged connection: PN 16 to ISO 7005.

Housing: aluminium,
diaphragms: Perbunan,
valve seat: aluminium,
valve stem: aluminium,
valve disc: Perbunan.

Maintenance cycles

At least once a year, twice a year in the case of biologically produced methane.

Detailed information on this product



http://docuthek.kromschroeder.com/doclib/main.php?language=1&folderid=202060&by_class=6

Contact

www.kromschroeder.com → Sales

Elster GmbH
Postfach 2809 · 49018 Osnabrück
Strothweg 1 · 49504 Lotte (Büren)
Germany
T +49 541 1214-0
F +49 541 1214-370
info@kromschroeder.com
www.kromschroeder.com

We reserve the right to make technical modifications in the interests of progress.
Copyright © 2013 Elster GmbH
All rights reserved.

elster
Kromschroeder